



SURVITEC TO - Conteneur compact / Compact container

Description Radeau de survie hauturier de 6 à 20 places
Conçu pour les navires à grande vitesse, de passagers ou les bateaux de pêche
Conditionné en conteneur compact LPC ou conteneur extraplat XTREM

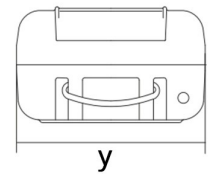
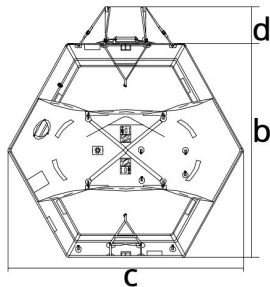
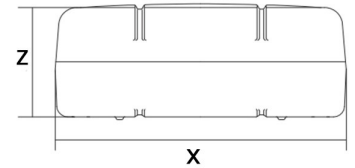
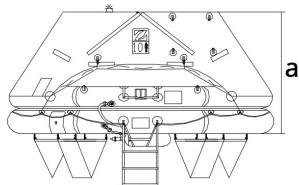
Description Off shore life raft for 6 to 20 persons
Designed for passenger vessels, high speed crafts and fishing vessels
Packed in compact LPC container or extra flat XTREM container

Matière Tissu recouvert de polyuréthane thermo soudé (Thermobonding™)

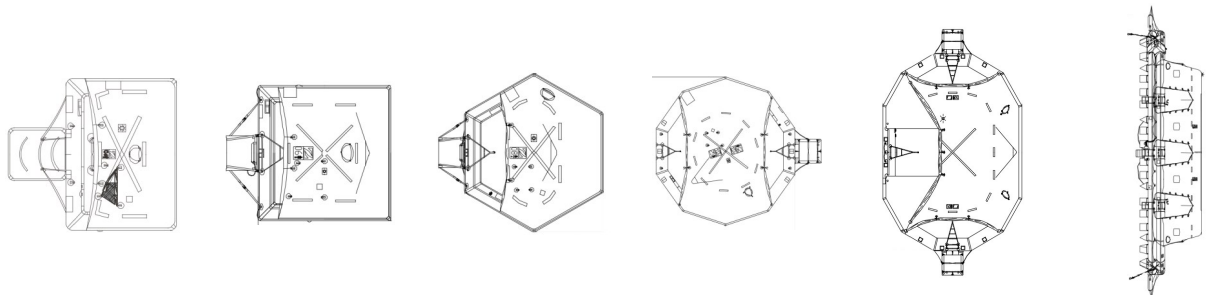
Material Thermo welded polyurethane coated fabric (Thermobonding™ technic)

Normes Conforme à la Convention SOLAS 74

Standards Complies with SOLAS 74 convention



Passagers Passengers	Hauteur largage	Drisse	Dimensions				Dim. conteneur			Poids
	Stowage height	Painter line	Dimensions				Container dim.			Weight
	(m)	(m)	(cm)				(cm)			(kg)
			a	b	c	d	a	b	c	
6 - 20	18 - 36	30 - 50	121 - 168	200 - 372	200 - 372	48 - 81	79 - 116	55 - 73	34 - 47	64 - 144



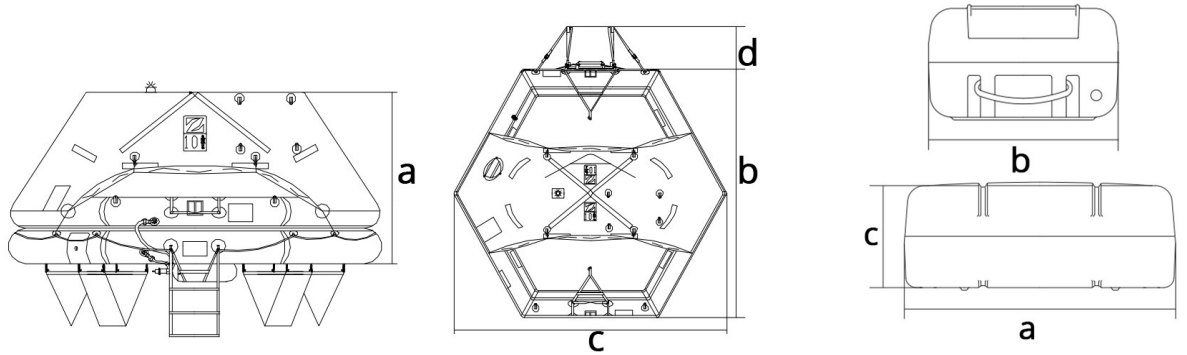


SIMA

Marine & Industry equipment

PROFESSIONAL LIFERAFTS
RADEAUX DE SAUVETAGE PROFESSIONNELS

SURVITEC TO



Conteneur LPC / LPC container

Passengers Passengers	Gonfleur Inflator	Haut. Largage Stowage height	Drisse Painter line	Dimensions Dimensions				Dim. conteneur Container dim.			Poids Weight
	(l)	(m)	(m)	a	b	c	d	a	b	c	(kg)
SOLAS PACK A											
6	4	18	30	121	200	200	48	96	60	38	66
8	6.7	25	35	140	248	286	48	109	67	39	79
10	6.7	18	30	142	269	311	48	109	67	39	90
12	8	18	30	164	328	304	/	109	67	39	100
16	15	18	30	165	340	340	81	116	73	47	126
20	15	18	30	168	372	372	81	116	73	47	144
SOLAS PACK B											
6	4	18	30	121	200	200	48	92	57	36	51
8	6.7	25	35	140	248	286	48	96	60	38	57
10	6.7	18	30	142	269	311	48	101	67	39	65
12	8	18	30	164	328	304	/	96	60	38	69
16	15	18	30	165	340	340	81	116	73	41	87
20	15	18	30	168	372	372	81	116	73	41	95.5

Conteneur XTREM / XTREM container

SOLAS PACK A											
6	4	18	30	121	200	200	48	79	55	34	64
8	6.7	25	35	140	248	286	48	84	57	34	74
10	6.7	18	30	142	269	311	48	94	64	36	87
12	8	18	30	164	328	304	/	94	64	36	96
16	15	118	30	165	340	340	81	110	65	37	122
SOLAS PACK B											
6	4	18	30	121	200	200	48	79	55	27	48
8	6.7	25	35	140	248	286	48	84	57	29	57
10	6.7	18	30	142	269	311	48	94	64	31	63
12	8	18	30	164	328	304	/	94	64	31	66.5
16	15	118	30	165	340	340	81	110	65	34	86

Passengers Passengers	Effort de remorquage à 2 nœuds Towing force at 2 knots (daN)		Effort de remorquage à 3 nœuds Towing force at 3 knots (daN)	
	Avec ancre flottante With sea anchor	Sans ancre flottante Without sea anchor	Avec ancre flottante With sea anchor	Sans ancre flottante Without sea anchor
6	80	35	145	60
8	87	42	150	65
10	90	45	160	75
12	97	52	175	90
16	108	63	177	92
20	129	84	200	115

SIMA

88, rue Delbos - 33070 BORDEAUX Cedex - France Tél : (33).05.57.19.07.19 / Fax : (33).05.57.19.07.12

Mail : marine@simafrance.com / industrie@simafrance.com

web : www.simafrance.com